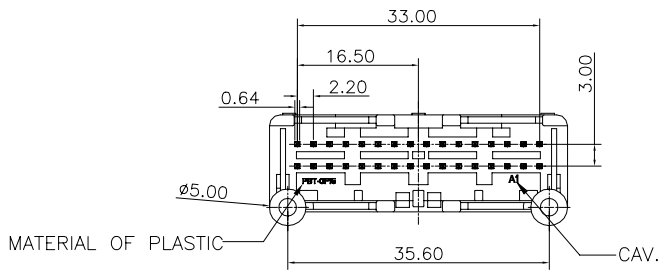

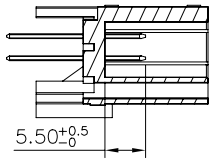

SECTION A–A

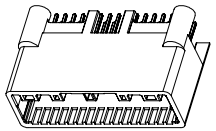

NOTES:
1. MATERIAL:
   1.1 MATERIAL: PBT,UL 94–HB,COLOR IS NATURAL.
   1.2 CONTACT: BRASS
2. FINISH:
   10u" Min. NICKEL PLATING OVERALL
   50u" Min. Tin PLATING OVERALL
3. THE CAVITY,LOGO MAX HEIGHT 0.10mm ABOVE SURFACE.
   THE TEXT HEIGHT IS ABOUT 1mm.
4. IF ANY DIMENSIONS OR DRAFT ANGLES WEREN'T MARKED, PLS. REFER TO 3D DRAWING
5. RECOMMENDED SCREW:PAN–HEADED, TAPPING SCREW OF DIA 3mm, LENGTH: SEE TABLE A
6. SPEC. PLS. REFER TO SPEC–91235–XXXXX
7. PACKAGE PLS. REFER TO 92235–024XX–TRAY
8. Fastening torque for screw: 0.392N·M(參考)
9. PART NUMBER

92235–032 X X –CA1

NO OF CKT
PACKING
2:TRAY
PLATING
3: PURE TIN(LEAD FREE)

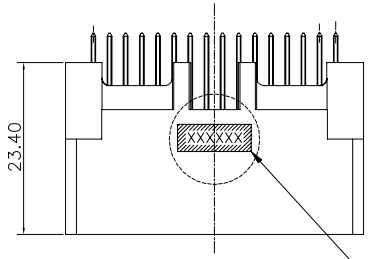

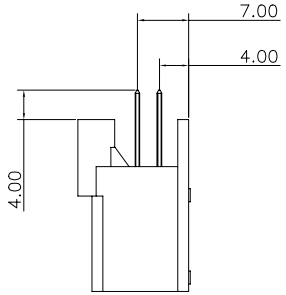

9. DATE CODE 編碼原則:
   8.1 DATE CODE字高2.0mm,字體不可模糊

92235–032XX–CA1
0 A 08 T .

年分代碼:0=2010年
月份代碼:A(1月),B(2月)...
日期代碼:8=08號
廠別代碼:
重工品代碼:"."&"_",非重工品代碼為空白

廠別代碼:
T=TW–台灣
D=DG–東莞
E=KS–昆山長江廠
K=KS–昆山青陽廠
G=CG–重慶

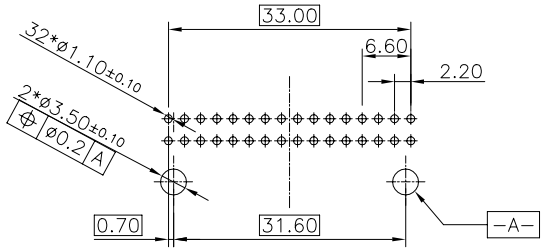

RECOMMEND PCB LAYOUT
GENRAL TOLERANCE ±0.05

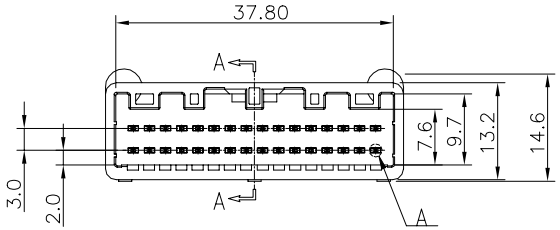

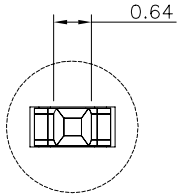

DETAIL A(2X)

PCB THICKNESS (mm)	1.2	1.6
NOMINAL LENGTH OF SCREW(mm)	5	6

一般公差
TOLERANCES
X. ±0.5 .XX ±0.15
.X ±0.25 .XXX ±0.1
ANGLES ±2°

宏致電子股份有限公司
Aces Electronics Co.,Ltd.

檢驗尺寸標示
SYMBOLS Ⓒ Ⓜ INDICATE CLASSIFICATION DIMENSION
Ⓒ MARK IS CRITICAL DIM.
Ⓜ MARK IS MAJOR DIM.

品名 (TITLE): 2.2MM PITCH WTB WAFER CONN.
圖號 (DWG.NO): 92235–032XX–CA1
表面處理 (FINISH):

製圖 (DR): 17'/08/23 CHANGCHEN
審核 (CHKD): LIUWEI
核准 (APPD): JASON

比例 (SCALE): 2:1
單位 (UNITS): mm
張數 (SHEET): 1 OF 1
SIZE: A4
REV: A